



vivid

2022

Vivid Product Suite



Terminal



Lite



POS

Resources

YouTube search results for "Vivid Point of Sale" videos. The search bar contains "Search". The results are categorized under "History" and "SEE ALL".

- How to Close a Split Check**
Vivid Point of Sale
10 views • 2 weeks ago
- How to Send a Ticket to the Kitchen**
Vivid Point of Sale
3 views • 2 weeks ago
- How to Create a Split Check**
Vivid Point of Sale
2 views • 2 weeks ago
- Upgrade your dated restaurant POS with Vivid's...**
Vivid Point of Sale
30 views • 4 months ago
- How to Create an Order**
Vivid Point of Sale
3 views • 2 weeks ago
- How to View a Cocktail Recipe**
Vivid Point of Sale
6 views • 2 weeks ago

YouTube

Restaurants

- Bar Tabs
- Full Service
- Quick Service
- Pizza Shop

How to create a new order?

To begin, you need to sign in to the Vivid POS, enter the pin and you are all set to start a new order.

Click the Navigation menu and click the **Services Areas** button.

Select any of the service areas per the order. In this screenshot, we have chosen the **Dining Room**, selected the table where a customer wants to place the order and added the number of guests.

Similarly, to create an order for Bar, Take Out, and Delivery, just click the respective service tab, hit the **+** button, and choose the items to be added.

A new screen will open, here you can choose new items, add the number of items and choose the payment method as well.

Once the desired items are selected, select the mode of payment from the bottom of the order screen.

University

Schedule A Demo

Vivid POS Demo

< January >

MON	TUE	WED	THU	FRI	SAT	SUN
27	28	29	30	31	1	2
3	4	5	6	7	8	9
10	11	12	13	14	15	16
17	18	19	20	21	22	23
24	25	26	27	28	29	30
31	1	2	3	4	5	6

Meeting duration: 1 hours

What time works best?
UTC +05:00 Aqtau, Aqtobe, Ashgabat, Ashkhabad

- 19:30
- 20:00
- 20:30
- 21:00

Scheduling

Key Features

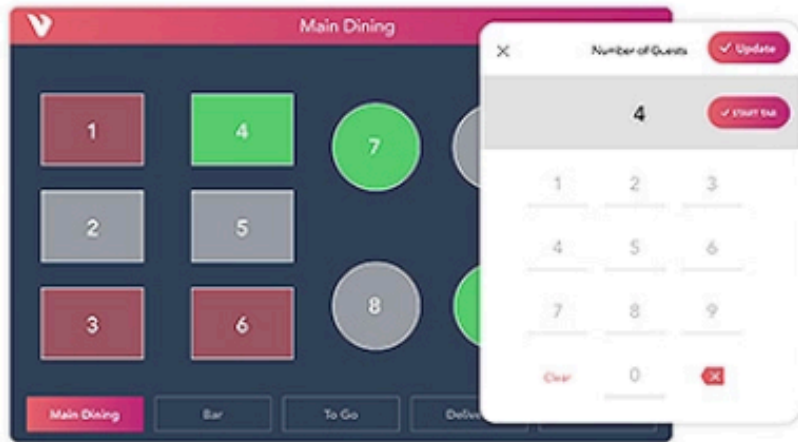


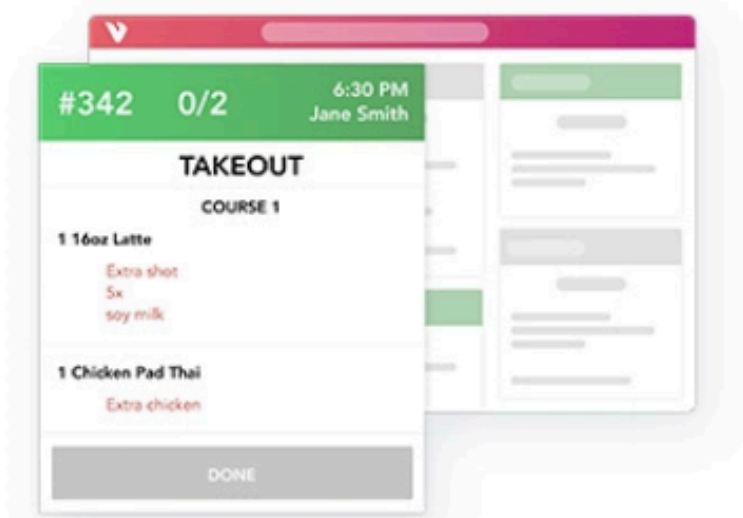
Table Management

Create a virtual dining room that reflects the physical layout of your dining area.



Reporting & Analytics

Reporting & Analytics
Reporting unlocks the ability to easily see and analyze sales and labor data across your entire organization.



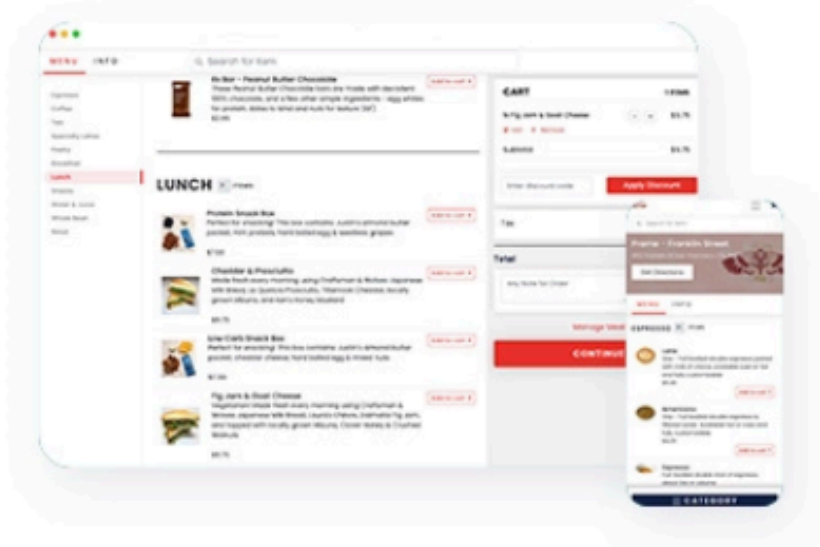
Kitchen Display System

Seamlessly connect your front of house and kitchen staff in real time, improving efficiency and accuracy for your restaurant operations.

SUPER CATEGORIES	CATEGORIES	ITEMS	MODIFIER GROUP
A	AN Tuna Tartare	\$11.00	Appetizers Default Tax +
A	Allegari White	\$6.00	==> Draft Default Tax +
A	Aperol Spritz	\$12.00	==> Classic Cocktails Default Tax +
B	Beef Steak	\$18.00	Appetizers Default Tax +
B	Bacon Macaroni & Sauce	\$12.00	Burgers Default Tax +
B	Banana Pan-Chi	\$6.00	==> BAMBING&GLUTENFREE Default Tax +
B	Banana Strip-Chi	\$6.00	==> BAMBING&GLUTENFREE Default Tax +
B	BBQ Pork Egg Rolls	\$10.00	Appetizers Default Tax +
B	Blue Moon	\$6.00	==> Draft Default Tax +

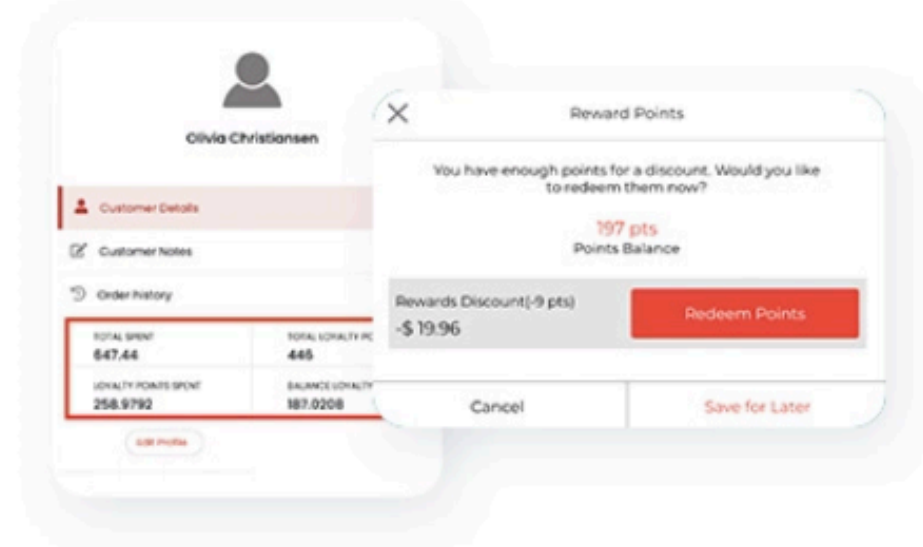
Menu & Inventory

Efficiently manage your business from one easy to use portal - anytime, anywhere.



Online Ordering

Offer your customers the ability to place their orders online for easy in-store pick up or delivery.



Customer Loyalty

Offer an attractive and frictionless loyalty program to your customers to increase repeat business across all of your locations.